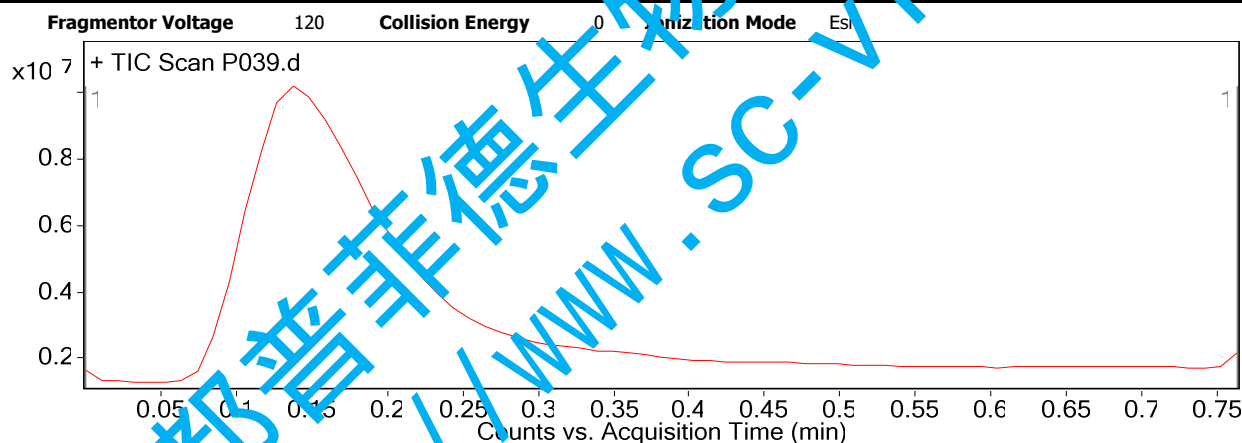
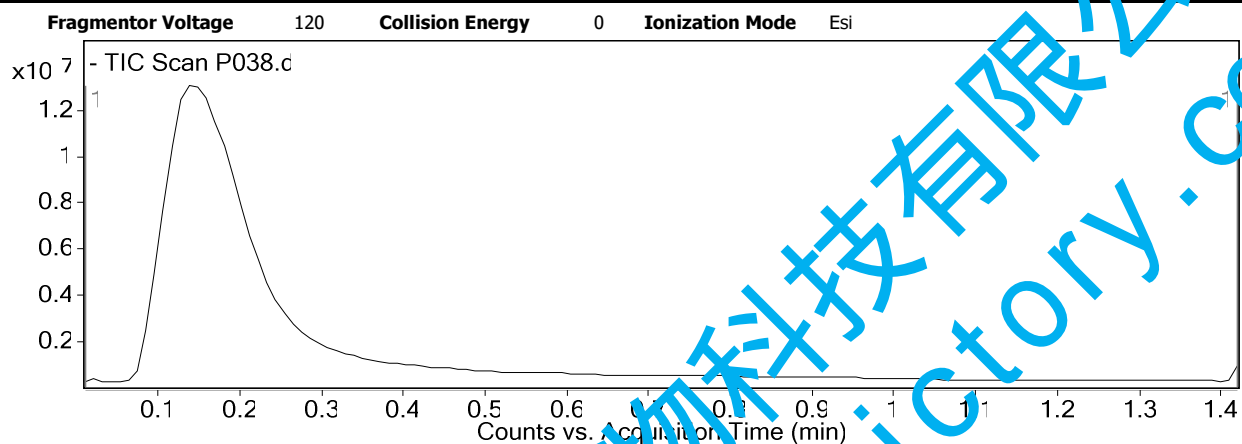


Qualitative Analysis Report

Data Filename	P038.d	Sample Name	2#
Sample Type	Sample	Position	P1-F2
Instrument Name	Instrument 1	User Name	
Acq Method		IRM Calibration Status	Success
DA Method	default.m	Comment	
Data Filename	P039.d	Sample Name	2#
Sample Type	Sample	Position	P1-F2
Instrument Name	Instrument 1	User Name	
Acq Method		IRM Calibration Status	Success
DA Method	default.m	Comment	

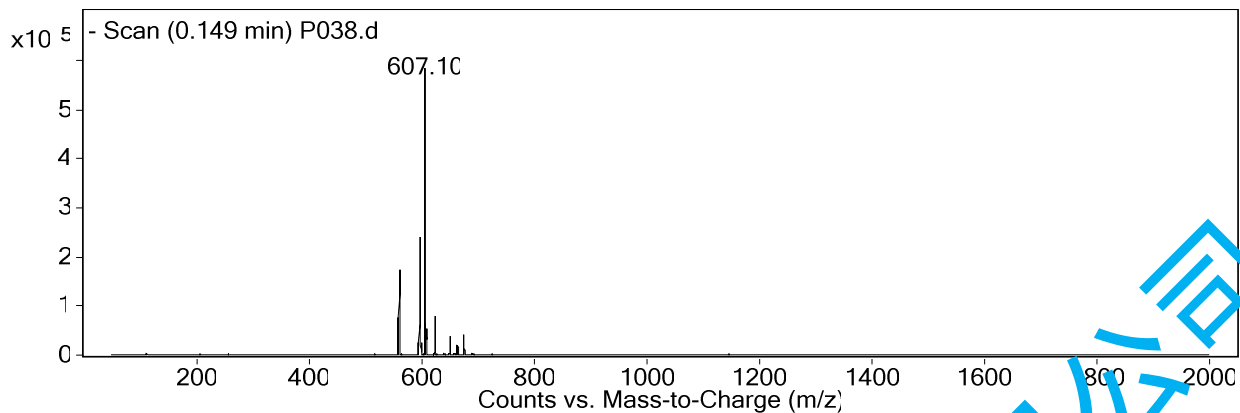
User Chromatograms



User Spectra

Fragmentor Voltage 120 Collision Energy 0 Ionization Mode Esi

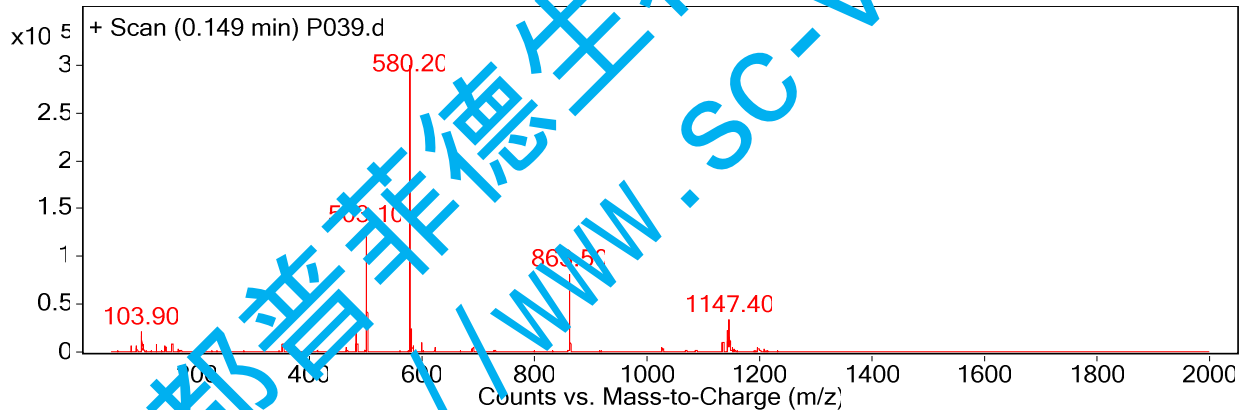
Qualitative Analysis Report



Peak List

m/z	Abund.
561.1	174912
562.2	65744
597.1	238936
598.2	71536
599.1	93734
607.1	584084
608.2	219947
609.1	53524
624.2	79201
675.1	41660

Fragmentor Voltage Collision Energy Ionization Mode
 120 0 ESI



Peak List

m/z	Abund.
485.2	20771
503.1	127656
504.1	42742
580.2	299534
581.2	119934
582.1	24910
863.5	81066
1144.7	22758
1147.4	34771
1148.4	28908